



ILCA SOUTH COAST GRAND PRIX SERIES

Open Meeting at Seafarers Sailing Club

Organising Authority - Seafarers Sailing Club

Sunday 25th June 2023

Salterns Car Park, Salterns Road, Hill Head,

Fareham, Hampshire, PO14 3QS

SAILING INSTRUCTIONS

1. RULES

- 1.1 See Notice of Race 1 (Rules).

2. CHANGES TO SAILING INSTRUCTIONS

- 2.1 Any changes to the Sailing Instructions (SIs) made ashore will be posted 30 minutes before Flag D is displayed, except that any change to the schedule of races will be posted by 2000 on the day before it will take effect.

3. COMMUNICATIONS WITH COMPETITORS

- 3.1 Notices to competitors will be posted on the Official Notice Board (ONB) located outside the Clubhouse.
- 3.2 The ONB to be used prior to the event will be online at [Seafarers Sailing Club \(seafarers-sailing-club.org.uk\)](http://seafarers-sailing-club.org.uk)
- 3.3 [DP] While racing from the first warning signal until the end of the last race of the day, except in an emergency, a boat shall not make voice or data transmissions and shall not receive voice or data communication that is not available to all boats.
- 3.4 Competitor WhatsApp Group may be joined by using the link at Addendum A.
- 3.5 The competitor briefing will be at 0930 outside the Clubhouse.

4. CODE OF CONDUCT

- 4.1 Competitors and support persons shall comply with reasonable requests from race officials.

5. SIGNALS MADE ASHORE AND AFLOAT

- 5.1 Signals made ashore will be displayed at the Club flagstaff and may be repeated on the event WhatsApp group.

- 5.2 When flag AP is displayed ashore, '1 minute' is replaced with 'not less than 30 minutes' in the race signal AP.
- 5.3 Flag D with one sound means 'The warning signal will be made not less than 30 minutes' after flag D is displayed. Boats shall not leave the slipway until this signal is made. Boats arriving by sea from local clubs may remain afloat but must keep clear of the race area [DP] until Flag D is displayed. See also SI 19.2.

6. SCHEDULE

- 6.1. See NoR 9 (Schedule). In addition, it is expected to hold an informal social event on Saturday 24 June at the Club. Details and tickets are available from the Event / Club's website.

7. CLASS FLAGS

- 7.1 The class flags for each class will be as follows:

Fleets	Class Flag	Intended Start sequence. (May change)
ILCA 7		May start in any order
ILCA 4		May start in any order
ILCA 6		May start in any order

8. RACING AREA

- 8.1 Racing will take place from a Committee Vessel (Westerly Centaur 26' yacht) in the Solent in the vicinity of Seafarers Sailing Club.

9. COURSES

- 9.1 The diagrams in SI Appendix B show the course options to be sailed with the order in which the marks are to be passed and the side on which each mark is to be left.
- 9.2 The course and number of laps to be sailed will be displayed on the Committee Vessel.
- 9.3 The approximate bearing of mark 1 may be displayed on the Committee Vessel.
- 9.4 If a gate is replaced by a single mark, it is to be left to port.
- 9.5 The finishing line may be from the Committee Vessel rather than a separate finishing vessel.
- 9.6 The morning brief may be used to amplify any instructions relating to the course designed and whether a separate finishing vessel will be used.

10. MARKS

- 10.1 Marks 1, 2, 3s, 3p, 4s and 4p will be yellow or orange inflatable marks.
- 10.2 The starting mark will be an official boat displaying an orange flag and an inflatable mark (red and white stripes) or a pin end RIB with an orange pole.
- 10.3 The finishing mark will be an official boat displaying a blue flag and an orange pillar / finger buoy with a blue flag. The Committee Vessel may act as the finishing vessel, or the Race Committee may decide to use an official boat (RIB).

11. OBSTRUCTIONS

- 11.1 Any official boat in close attendance to a craft in difficulty is an obstruction.

12. THE START

- 12.1 Races will be started by using RRS 26 with the warning signal made five minutes before the starting signal.

- 12.2 To alert boats that a start sequence will soon begin, an Orange Flag will be displayed with one sound signal not less than 5 minutes before the warning signal.
- 12.3 The starting line is as described in SI 10.2.
- 12.4 A boat that does not start within four minutes after her starting signal will be scored Did Not Start without a hearing. This changes RRS A5.1 and A5.2.
- 12.5 Boats whose warning signal has not been made shall remain a minimum of 100 metres from the start line during the start sequence of the previous fleets [DP]
- 12.6 Rule 30.4 (Black flag rule) is amended as follows. At the sole discretion of the Race committee, they may display the last four numbers of the sail number, for brevity provided there is no ambiguity.

13. CHANGING THE NEXT LEG OF THE COURSE

- 13.1 To change the next leg of the course, the race committee will move the original mark or replace with a mark of the same colour.
- 13.2 Minor mark moves, up to approximately 200m in any direction, may be made without signalling the change. This changes RRS 33.

14. FINISHING

- 14.1 The finishing line is as described in SI 10.3.
- 14.2 The race committee may score boats based on their relative positions at a mark of the course or on a leg of the course as follows:
 - 14.2.1 When an official boat displays flag W with two sounds, boats still racing may be scored as their observed position on the racecourse.
 - 14.2.2 When a boat is scored in accordance with this instruction, she shall be given a score for a place after all boats that have sailed the course and finished. This changes RRS A4 and A5.

15. PENALTY SYSTEM

- 15.1 See NoR 14 (Penalty System).

16. TIME LIMIT AND TARGET TIMES

- 16.1 The time limits and target times for each Fleet (including where starts are combined) are as follows:

Time limit	Mark 1 time limit	Target time	Finishing Window
70 minutes	20 minutes	45 minutes	20 minutes

- 16.2 If no boat in a Fleet has passed Mark 1 within the Mark 1 time limit the race will be abandoned. Failure to meet the target time will not be grounds for redress. This changes RRS 62.1(a)
- 16.3 Finishing Window. The time limit for boats to finish after the first boat in their Fleet sails the course and finishes is 20 minutes. Boats that are still racing but do not finish within the finishing window, will be scored Time Limit Expired (TLE). The TLE score will be equal to the number of boats to finish plus 2 points. This changes RRS 35, A5.1, A5.2 and A10.

17. HEARING REQUESTS

- 17.1 The protest limit is 60 minutes after the last boat of each class has finished the last race of the day or the Race Committee signals no more racing today, whichever is later.
- 17.2 Hearing forms will be available at the Race Office.
- 17.3 Protest and requests for redress or reopening shall be delivered to the Race Office within the protest time limit. Contact mobile phone numbers should be included on the protest form.
- 17.4 Notices will be posted no later than 30 minutes after the protest time limit to inform competitors of the hearings in which they are parties or named as witnesses. Hearings will be held in the protest room located at the Club.

18. SCORING

- 18.1 See NoR 15 (Scoring).

19. SAFETY REGULATIONS

- 19.1 A boat that retires from a race shall notify the committee boat as soon as possible.
- 19.2 A safety tally system will be in operation.
- 19.2.1 The tally control point will be by the main entrance to the Club boat park.
- 19.2.2 Competitor's shall individually check-out before racing by personally going to the tally control point and giving their sail number and name to the tally person and advise they are going racing.
- 19.2.3 Competitors shall individually check-in immediately on returning to shore by personally going to the tally control point and giving their sail number and name to advise they are ashore. This must be done no later than 10 minutes after the last boat has come ashore.
- 19.2.4 The penalty for failing to tally-out or tally-in as instructed above will be five points added to the boat's series score, non-excludable for each offence. This changes RRS 63.1 and A5.
- 19.2.5 Boats arriving by sea from local clubs may check in (tally-out) directly with the Committee Vessel once Flag D has been displayed ashore. Support boats will assist in relaying information regarding Flag D. Similarly, boat departing back to local clubs by sea, may tally-in with the Committee Vessel. SI 19.2.4 applies.
- 19.3 RRS 40.1 always applies on the water.
- 19.4 Boats shall follow the instructions of the Official Boats. Infringements will be reported to the race committee, which may protest the boat. [DP]

20. REPLACEMENT OF CREW OR EQUIPMENT

- 20.1 Substitution of damaged or lost equipment will not be allowed unless authorised by the race committee. Requests for substitution of equipment shall be made to the committee at the first reasonable opportunity.

21. EQUIPMENT AND MEASUREMENT CHECKS

- 21.1 See NoR 10 (Equipment Inspection).

22. SUPPLIED BOATS

- 22.1 Does not apply.

23. OFFICIAL VESSELS

- 23.1 The CV will be a 10m white hulled sailing vessel – Call Sign 'Seafarer Committee'.

24. SUPPORT PERSON VESSELS

- 24.1 See NoR 16 (Support Person Vessels).

25. TRASH

- 25.1 Trash may be placed aboard official or support person vessels.

26. BERTHING

- 26.1 See NoR 18 (Berthing).

27. HAUL OUT RESTRICTIONS

- 27.1 See NoR 19 (Haul out Restrictions).

28. DIVING EQUIPMENT AND PLASTIC POOLS

- 28.1 See NoR 20 (Diving Equipment and Plastic Pools).

29. PRIZES

29.1 See NoR 24 (Prizes).

30. RISK STATEMENT

30.1 See NoR 22 (Risk Statement).

31. INSURANCE

31.1 See NoR 23 (Insurance).

Addendum A - Event WhatsApp Group

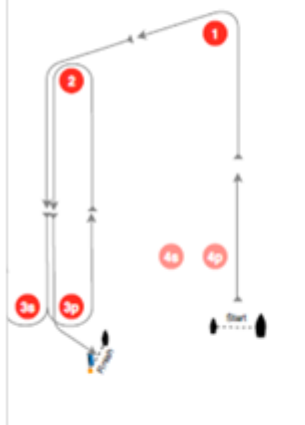
Please join the Event WhatsApp Group using the QR Code below or with the following link:

[SSC ILCA Open](#)



Addendum B – Course illustrations

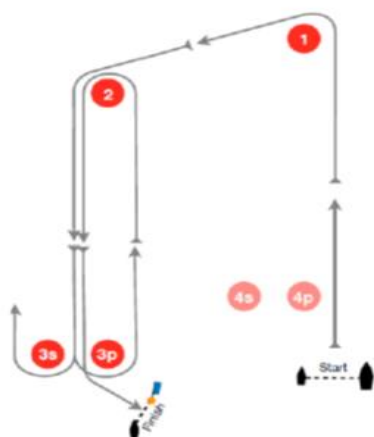
O	Outer Trapezoid with finish pin to leeward of finish boat
Signal	Mark Rounding Order
O2	Start-1p-2p-3s/3p-2p-3p-Fin
O3	Start-1p-2p-3s/3p-2p-3s/3p-2p-3p-Fin
O4	Start-1p-2p-3s/3p-2p-3s/3p-2p-3s/3p-2p-3p-Fin



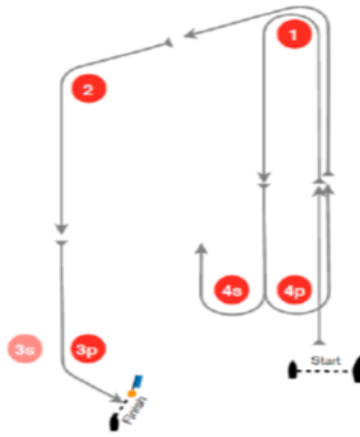
I	Inner Trapezoid with finish pin to leeward of finish boat
Signal	Mark Rounding Order
I2	Start-1p-4s/4p-1p-2p-3p-Fin
I3	Start-1p-4s/4p-1p-4s/4p-1p-2p-3p-Fin
I4	Start-1p-4s/4p-1p-4s/4p-1p-4s/4p-1p-2p-3p-Fin



OF	Outer Trapezoid with Finish pin to weather of finish boat
Signal	Mark Rounding Order
OF2	Start-1p-2p-3s/3p-2p-3p-finish
OF3	Start-1p-2p-3s/3p-2p-3s/3p-2p-3p-finish
OF4	Start-1p-2p-3s/3p-2p-3s/3p-2p-3s/3p-2p-3p-finish



IF	Inner Trapezoid with Finish pin to weather of finish boat
Signal	Mark Rounding Order
IF2	Start-1p-4s/4p-1p-2p-3p-finish
IF3	Start-1p-4s/4p-1p-4s/4p-1p-2p-3p-finish
IF4	Start-1p-4s/4p-1p-4s/4p-1p-4s/4p-1p-2p-3p-finish



L**COURSE: WINDWARD / LEEWARD
with reaching finish**

Signal	Mark Rounding Order
L2	Start - 1 - 2s/2p - 1 - 2p - Finish
L3	Start - 1 - 2s/2p - 1 - 2s/2p - 1 - 2p - Finish

